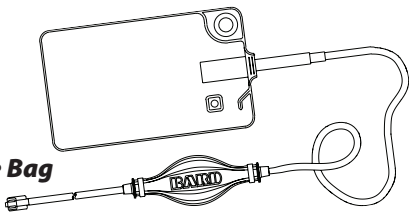


**Bard®
Navarre®
VacuBag
1000 mL
Drainage Bag**



Instructions for Use:

Rx only CAUTION: Federal (U.S.A.) law restricts this device to sale by or on the order of a physician.

Intended Use:

The Bard® Navarre® VacuBag 1000 mL Drainage Bag is intended to be used for abscess, cyst, and other fluid drainage applications.


Device Description:

- The Bard® Navarre® VacuBag 1000 mL Drainage Bag is for fluid drainage collection.

Contraindications:

None known.

Warnings:

- Before using, inspect the drainage bag for imperfections that would prevent proper function. If the bag is damaged, DO NOT USE.
-  After or during use, the product may be a potential biohazard. Handle and dispose of in accordance with accepted medical practices and applicable local, state and federal laws and regulations.
- Intended for single use. DO NOT REUSE. Reuse and/or repackaging may create a risk of patient or user infection, compromise the structural integrity and/or essential material and design characteristics of the device, which may lead to device failure, and/or lead to injury, illness or death of the patient.
- For drainage only. Do not connect for non-drainage purposes.

Precautions:

- Drainage bag must always be positioned below the drainage site to maintain drainage.
- Never allow the tubing to kink. Excess tubing should be arranged to permit “straight line” drainage or coiled in a manner that does not allow the tubing to kink. Flow may be restricted if the bag is folded.
- Periodic observation of the system should be made to ensure that fluid is flowing freely and is not obstructed.
- Drain or replace the bag as needed to maintain drainage collection.
- Do not use after expiration date.

Potential Complications:

Potential complications of percutaneous drainage procedures are site specific and may include infection.

Equipment Required:

The Bard® Navarre® VacuBag 1000 mL Drainage Bag is designed for use with drainage catheters with standard luer connectors. Refer to applicable Instructions for Use.

Directions for Use:

NOTE: The connection to the drainage catheter must be made using appropriate aseptic technique.

- Remove the drainage bag from the pouch and ensure the luer connection remains sterile.
- Using aseptic technique, securely attach the drainage bag inlet tube to the drainage catheter. Do not over-tighten the luer connection.
- Squeeze the siphon pump 2 times to initiate flow. Place the bag flat at least one arms length below the drainage catheter.

- Arrange the tubing in a straight line fashion to prevent kinking of the line.
Caution: A kink or loop in the line or bag can stop flow. If this occurs, remove kink or loop and gently squeeze the pump once again to restart flow.
- Periodically observe the system to ensure adequate drainage collection. The drainage bag may be periodically exchanged as necessary.
- Disconnect the luer connection to remove the drainage bag.

Symbols



Re-order number



Quantity



Use by



Lot number



Non-pyrogenic



Do not reuse



Sterilized using ethylene oxide



Do Not Resterilize

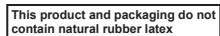


Do not use if package is damaged



DEHP

Contains or Presence of Phthalates: Bis(2-ethylhexyl) phthalate (DEHP)



Assembled in Mexico

An issued or revision date for these instructions is included for the users information. In the event two years have elapsed between this date and the product's use, the user should contact Bard Access Systems, Inc. to see if additional product information is available.

Revised Date: June 2013

Bard and Navarre are trademarks and/or registered trademarks of C. R. Bard, Inc.

© 2013 C. R. Bard, Inc. All rights reserved.



Manufacturer:

Bard Access Systems, Inc.

605 North 5600 South
Salt Lake City, UT 84116 USA

1-801-522-5000

Ordering Information: 1-800-545-0890

Clinical Information: 1-866-893-2691

www.bardaccess.com

BARDD

0735588 / 1306R